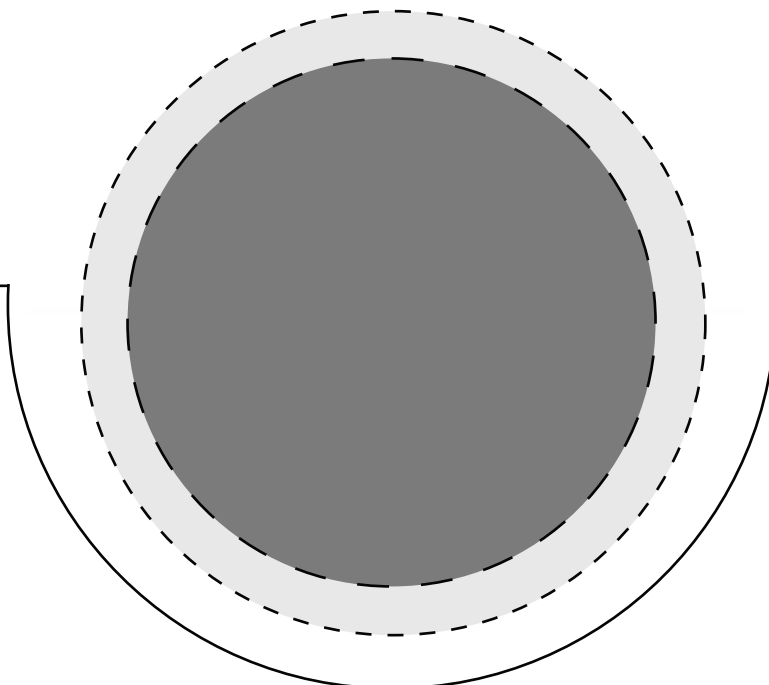


test your printer settings:  
this line is 7 in.

Made by Marzipan 

# Shutterbug Bag

CAMERA BAG FLAP  
cut (2) from accent fabric  
cut (1) from batting



# CUT LIST

## Outer solid fabric:

- (1) 16.5 X 5.75 RECTANGLE (MAKES FRONT / BOTTOM / BACK)
- (2) 5.25 X 5.75 (SIDES)
- 2) LENS RING CIRCLES

## Outer accent fabric:

- (2) BAG FLAP PATTERNS

## Lining fabric:

- (1) 16.5 X 5.75 RECTANGLE (MAKES FRONT / BOTTOM / BACK)
- (2) 5.25 X 5.75 (SIDES)
- (1) 4.5 W X 42 H (STRAP)
- (2) TRAPEZOIDS

## Black /brown / or gray scrap:

- (2) LENS CIRCLES

## Batting:

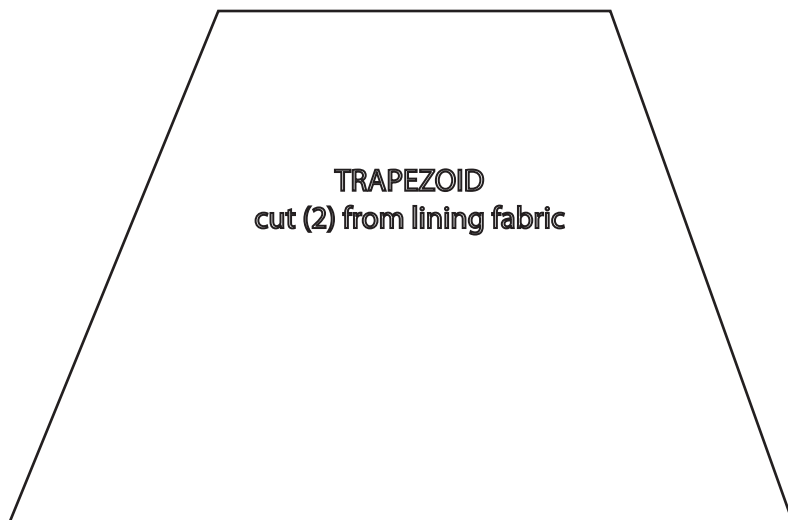
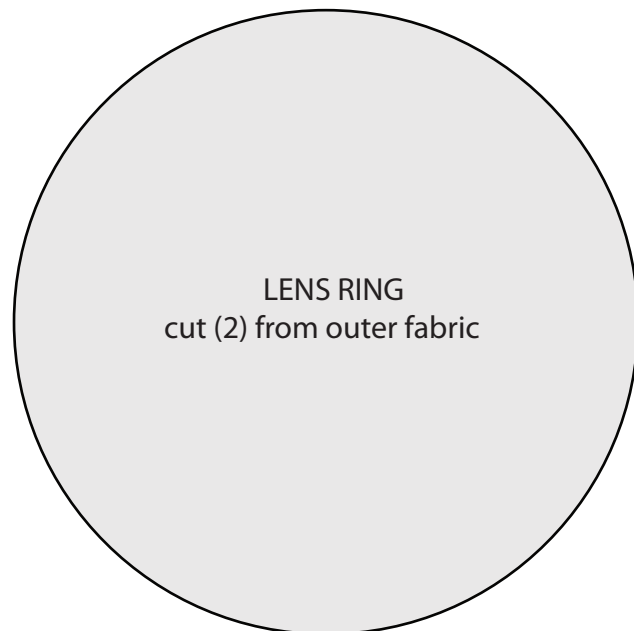
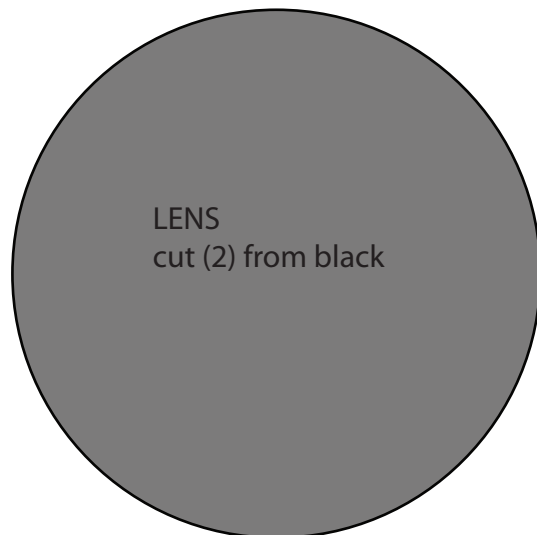
- (1) 16.5 X 5.75 RECTANGLE (MAKES FRONT / BOTTOM / BACK)
- (2) 5.25 X 5.75 (SIDES)

## Iron-on Interfacing:

- (1) 4.5 W X 42 H (STRAP)

Made by Marzipan 


# Shutterbug Bag



### Layout for Lining Fabric

1/3 yd (12 in)

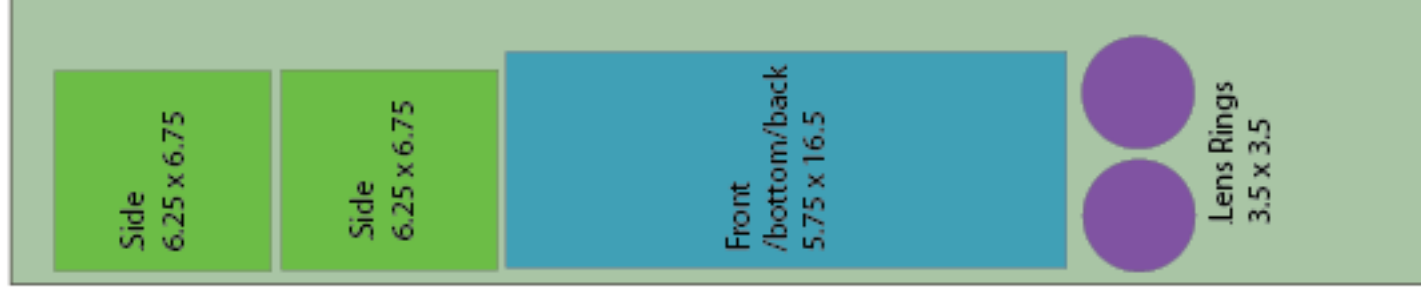
44 in bolt



### Layout for Outer Fabric

1/4 yd (9 in)

44 in bolt



### Layout for Accent Fabric

18 in.

(fat quarter)

22 in

(fat quarter)

Bag Flap  
approx 7 x 10.5

Bag Flap  
approx 7 x 10.5